

***Woven Vest Designs
A Perpetual Calendar
to Record Important Days***

Leslie Killeen

This is a perfect gift for the weaver or someone who admires woven garments. Heavy cardstock, spiral binding with a front transparent cover sheet and a heavy back cover have been used for calendar protection.

The calendar is a retrospective of my vests, thirty and counting, my very first one included. Twelve vests connected to months of the year with a few additional ones are shown with the vest and fabric. The structure/technique with drawdowns included, have been added for the weaver.

To purchase contact:

Leslie Killeen 919-490-6335

leslie@warpandbytedesigns.com


www.warpandbytedesigns.com

Cost:

\$25.00 + \$5.00 postage (in the local, Durham, NC area, they may be picked up directly from me)

Front and Back Cover

Woven Vest Designs



As a spider web consists of a number of intricate strands, my fiber interests including weaving and felting adds to the strands in my life web. With these strands, I am led to find the artist within me.

My husband and I spend a great deal of time traveling as well as enjoying outdoors activities, including hiking, snowboarding and kayaking. These strands strengthen the web by providing inspiration. New vistas may show interesting color combinations. Outdoor activities heighten a new respect for the natural world; nature is amazing in the display of color and texture.

I enjoy creating “one-of-a-kind” designer fabrics emphasizing color and texture mainly woven on my Schacht Baby Wolf Comby 8-shaft loom. Many of these fabrics become part of unique vests incorporating hand-dyed fabrics, hand-made felt, commercial fabrics and unique buttons and beads.

Much like the loon calls out; my loom and my love of fibers beckon me to create new webs.

A Perpetual Calendar to Record Important Days

Leslie Killeen



Warp and Byte Designs
Leslie Killeen
PO Box 2508, Durham, NC 27715 USA
919-490-6335
killeen@pughkilleen.com
www.warpandbytedesigns.com

March



- 1 _____
- 2 _____
- 3 _____
- 4 _____
- 5 _____
- 6 _____
- 7 _____
- 8 _____
- 9 _____
- 10 _____
- 11 _____
- 12 _____
- 13 _____
- 14 _____
- 15 _____
- 16 _____
- 17 _____
- 18 _____
- 19 _____
- 20 _____
- 21 _____
- 22 _____
- 23 _____
- 24 _____
- 25 _____
- 26 _____
- 27 _____
- 28 _____
- 29 _____
- 30 _____
- 31 _____


For all calendar vests, the structure/technique is given, as shown below

Structure/Technique: Turned Variation on Bateman Blended Weave #238

Vest(s): June

By turning the draft, what was the threading becomes the treadling and the treadling including what was the tabby becomes the threading. Although this required threading many more heddles on shafts 1 and 2, I had a one shuttle weave. I experimented with a number of tie ups. The vest created from the handwoven cloth was combined with using parts of a handpainted scarf for the back and the lining and an appliqued motif.

Reference: Cross Country Sample Exchange 2004
Shuttle Craft Guild Monograph #36 Virginia Harvey
www.warpandbytedesigns.com



Additional vests not connected to a particular month


Additional Vests

In the seminar *The Creative Habit*, I shared the thoughts of Twyla Tharp a noted dancer and choreographer, from her *The Creative Habit – Learn it and use it for Life – a practical guide*. She acknowledged that her best work was created when she was in a bubble, freed of distractions, but also said during this time there was a need to sacrificed almost everything that gave her pleasure....it was a single minded isolation chamber.


I have experienced the bubble when I created my first vest with curves. I received a photo of a quilted vest, utilized my sewing knowledge and spent a wonderful 48 hours going from idea to finished vest. Though not technically difficult with my skill set, I had to keep my wits about me. There were right and wrong sides, lefts and rights, backs and fronts, left and right diagonals all occurring simultaneously. Once I emerged from the bubble, not only did it open a door for another workshop, it sent my head spinning towards the next vest, maybe even adding my interest in wet felting.



Bubble Vest
Vest is shown on the cover



Inca Trail – Rep weave



Underwater Magic - Loom controlled shibori combined with wet felting